



20
20

VICTORIA REAL ESTATE

2020 YEAR IN REVIEW

VICHOMEANDLIFE.COM

REINER THEIL
REAL ESTATE

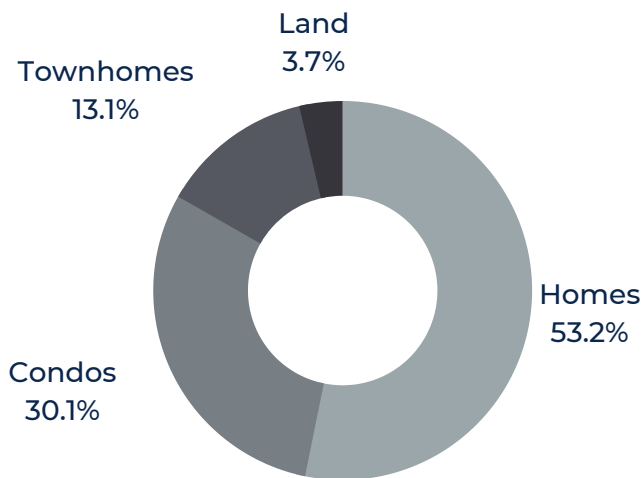
THE 2020 VICTORIA MARKET

SUMMARY

A grand total of 8,497 properties sold over the course of 2020, 17.1 percent more than the 7,255 that sold in 2019.

2020 sales came in close to one thousand sales over the ten-year average of 7,329 properties.

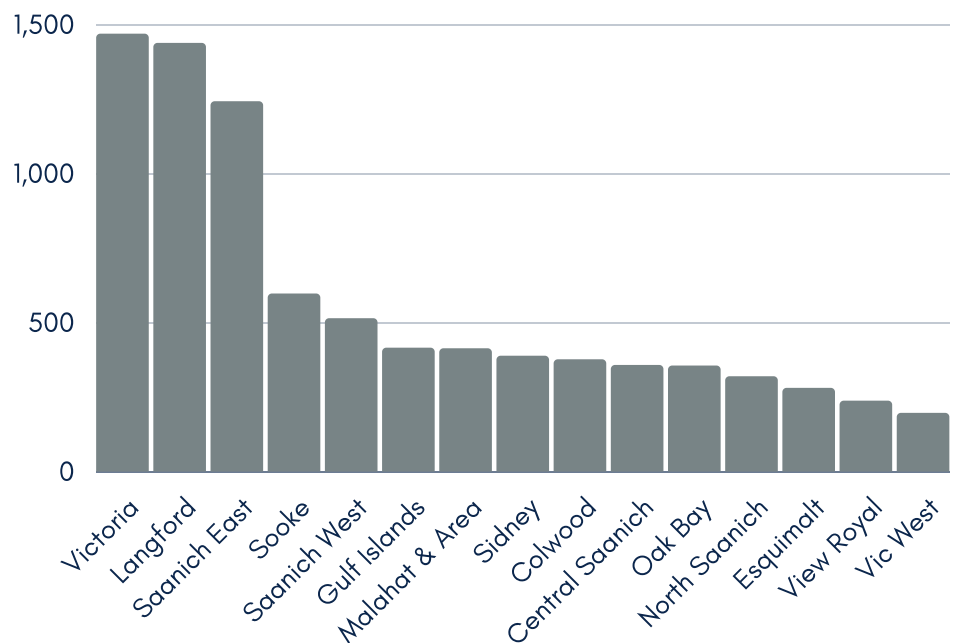
[Click here](#) to see the full statistical year in review from the Victoria Real Estate Board.



ANNUAL SALES BY AREA

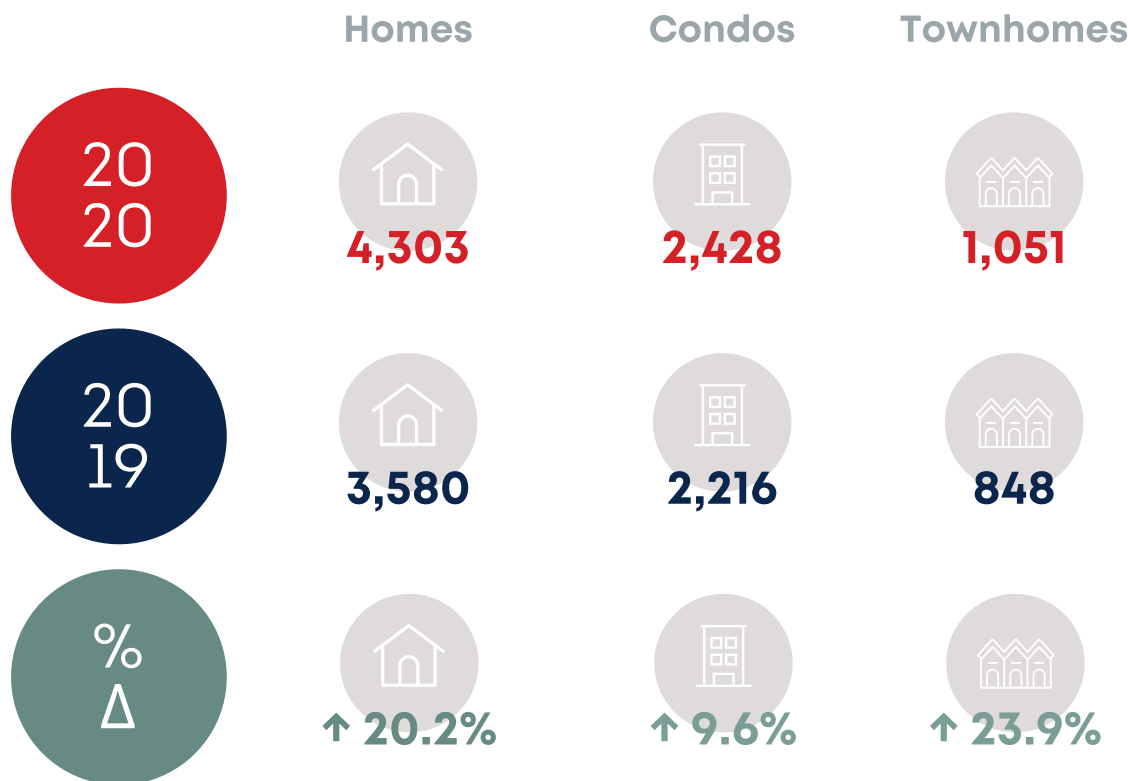
Top 5 Sales Totals by Area:

- Victoria - 1,443
- Langford - 1,424
- Saanich East - 1,238
- Sooke - 591
- Saanich West - 512



YEAR OVER YEAR COMPARISON

ANNUAL SALES IN GREATER VICTORIA



BENCHMARK PRICES - VREB AREAS

	Homes	Condos	Townhomes
2020	\$828,400	\$505,900	\$627,900
2019	\$753,000	\$508,800	584,800

The above values represent Benchmark Prices averaged out for all areas served by the Victoria Real Estate Board (VREB).

What are Benchmark Prices?

MLS® estimate of the value of a “typical” home in a community, based on the most popular combination of features (i.e. age, size, # of bedrooms, and # of bathrooms).

2020 SALES BY AREA + TYPE

VICTORIA/VIC WEST

436 Homes
1,031 Condos
144 Townhomes
11 Lots

OAK BAY

284 Homes
53 Condos
8 Townhomes
7 Lots

ESQUIMALT

112 Homes
124 Condos
30 Townhomes
3 Lots

VIEW ROYAL

97 Homes
67 Condos
37 Townhomes
5 Lots

SAANICH EAST

729 Homes
337 Condos
142 Townhomes
15 Lots

SAANICH WEST

287 Homes
129 Condos
88 Townhomes
6 Lots

CENTRAL SAANICH

180 Homes
55 Condos
64 Townhomes
12 Lots

2020 SALES BY AREA + TYPE

NORTH SAANICH

249 Homes
18 Condos
1 Townhomes
47 Lots

SIDNEY

157 Homes
137 Condos
72 Townhomes
2 Lots

HIGHLANDS

44 Homes
0 Condos
0 Townhomes
1 Lots

COLWOOD

227 Homes
56 Condos
63 Townhomes
12 Lots

LANGFORD

703 Homes
356 Condos
297 Townhomes
26 Lots

METCHOSIN

47 Homes
0 Condos
0 Townhomes
3 Lots

SOOKE

398 Homes
34 Condos
78 Townhomes
54 Lots

YEAR-END BENCHMARK PRICES (\$)

VICTORIA

885,100 Homes
469,800 Condos
704,600 Townhomes

VIC WEST

752,800 Homes
810,600 Condos
747,000 Townhomes

OAK BAY

1,257,900 Homes
607,300 Condos
-- Townhomes

ESQUIMALT

716,300 Homes
385,500 Condos
588,700 Townhomes

VIEW ROYAL

825,600 Homes
527,500 Condos
676,200 Townhomes

SAANICH EAST

925,100 Homes
456,700 Condos
739,800 Townhomes

-- indicates areas or property types with insufficient sales data.

SAANICH WEST

811,100 Homes
430,600 Condos
598,500 Townhomes

YEAR-END BENCHMARK PRICES (\$)

CENTRAL SAANICH

871,100 Homes
456,800 Condos
564,400 Townhomes

NORTH SAANICH

1,066,700 Homes
-- Condos
-- Townhomes

SIDNEY

741,500 Homes
473,400 Condos
635,100 Townhomes

COLWOOD

763,400 Homes
426,800 Condos
636,700 Townhomes

LANGFORD

725,300 Homes
424,900 Condos
516,500 Townhomes

METCHOSIN

1,022,300 Homes
-- Condos
-- Townhomes

-- indicates areas or property types with insufficient sales data.

SOOKE

640,500 Homes
-- Condos
501,600 Townhomes